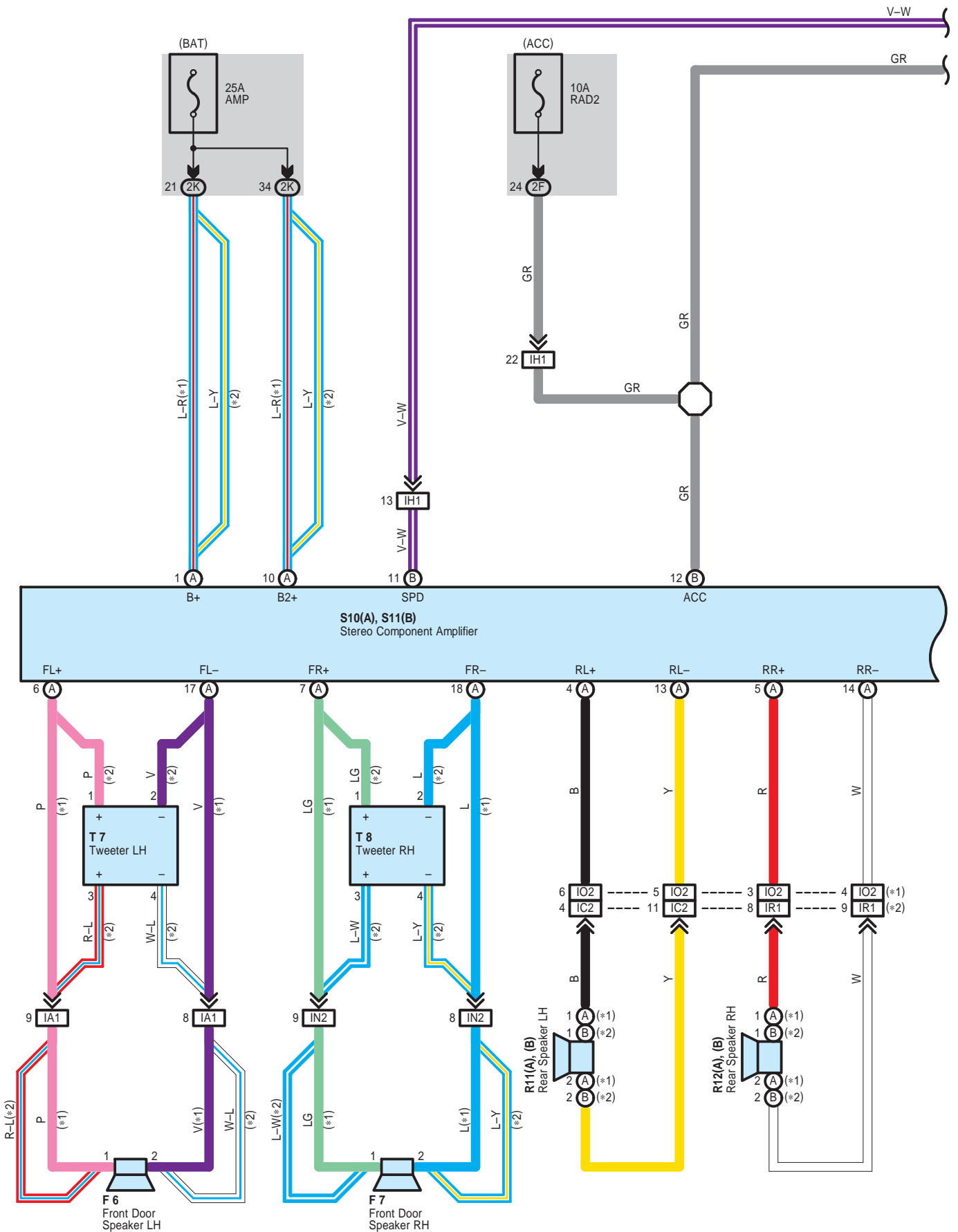
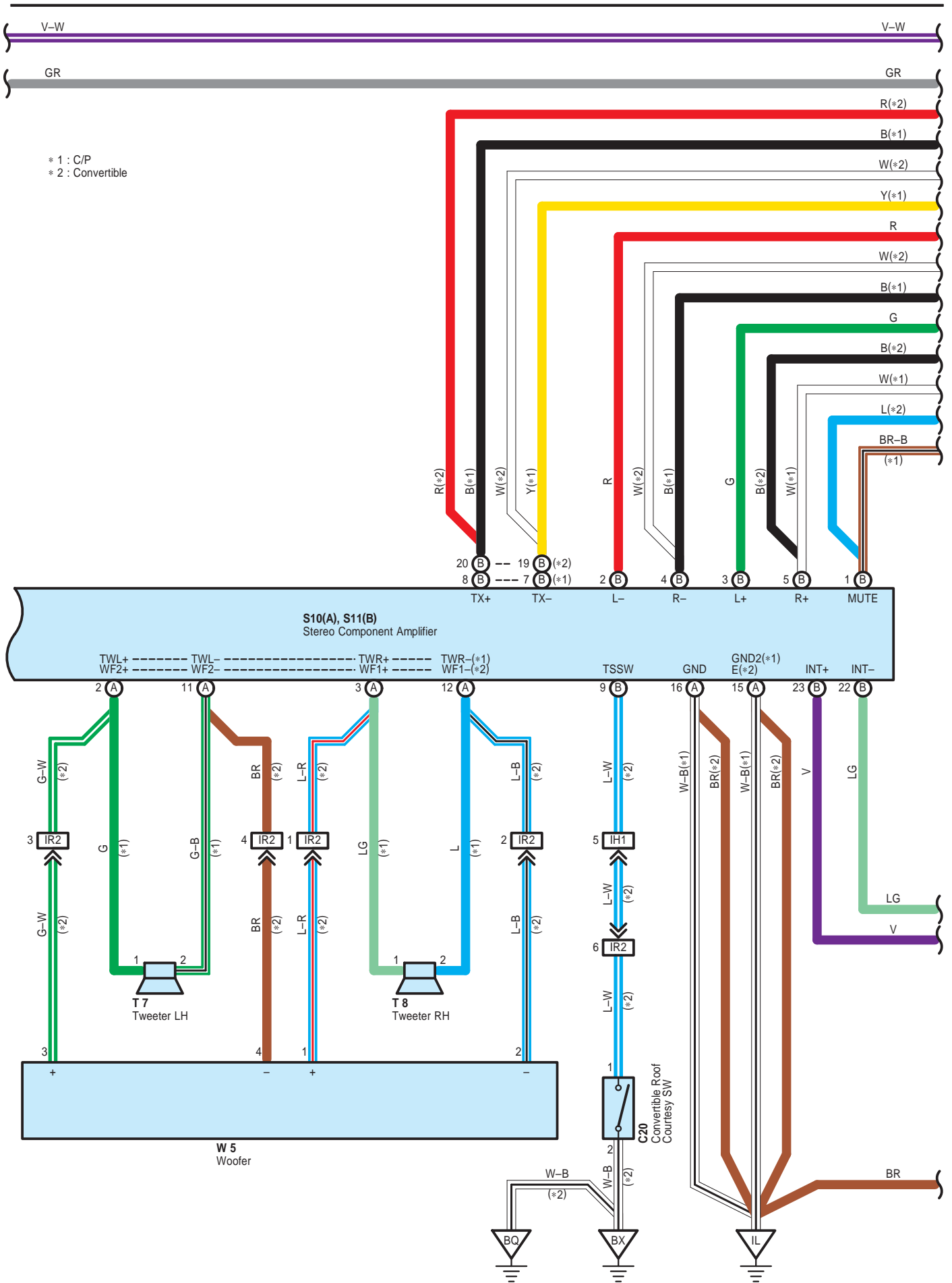
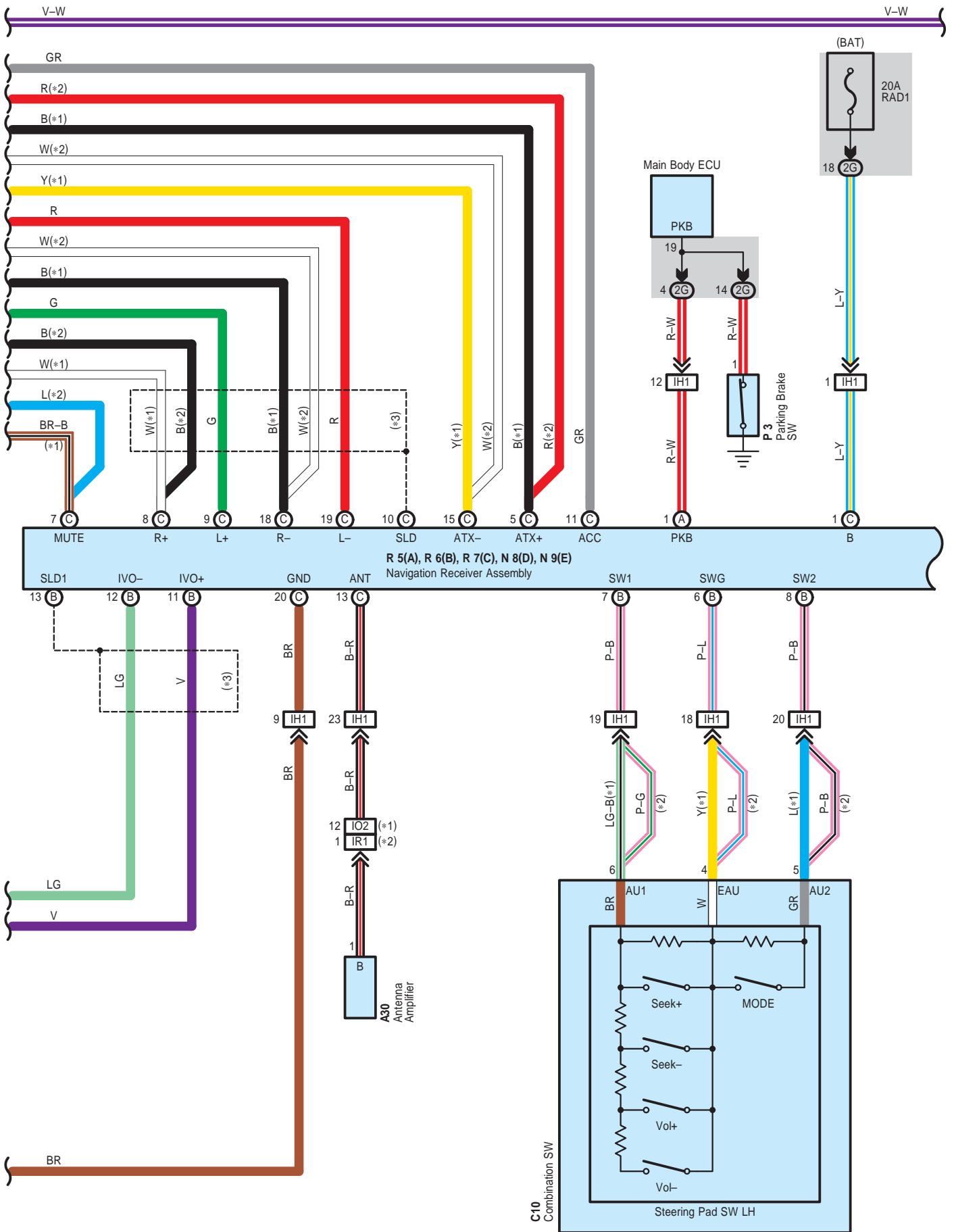


# Navigation and Audio System





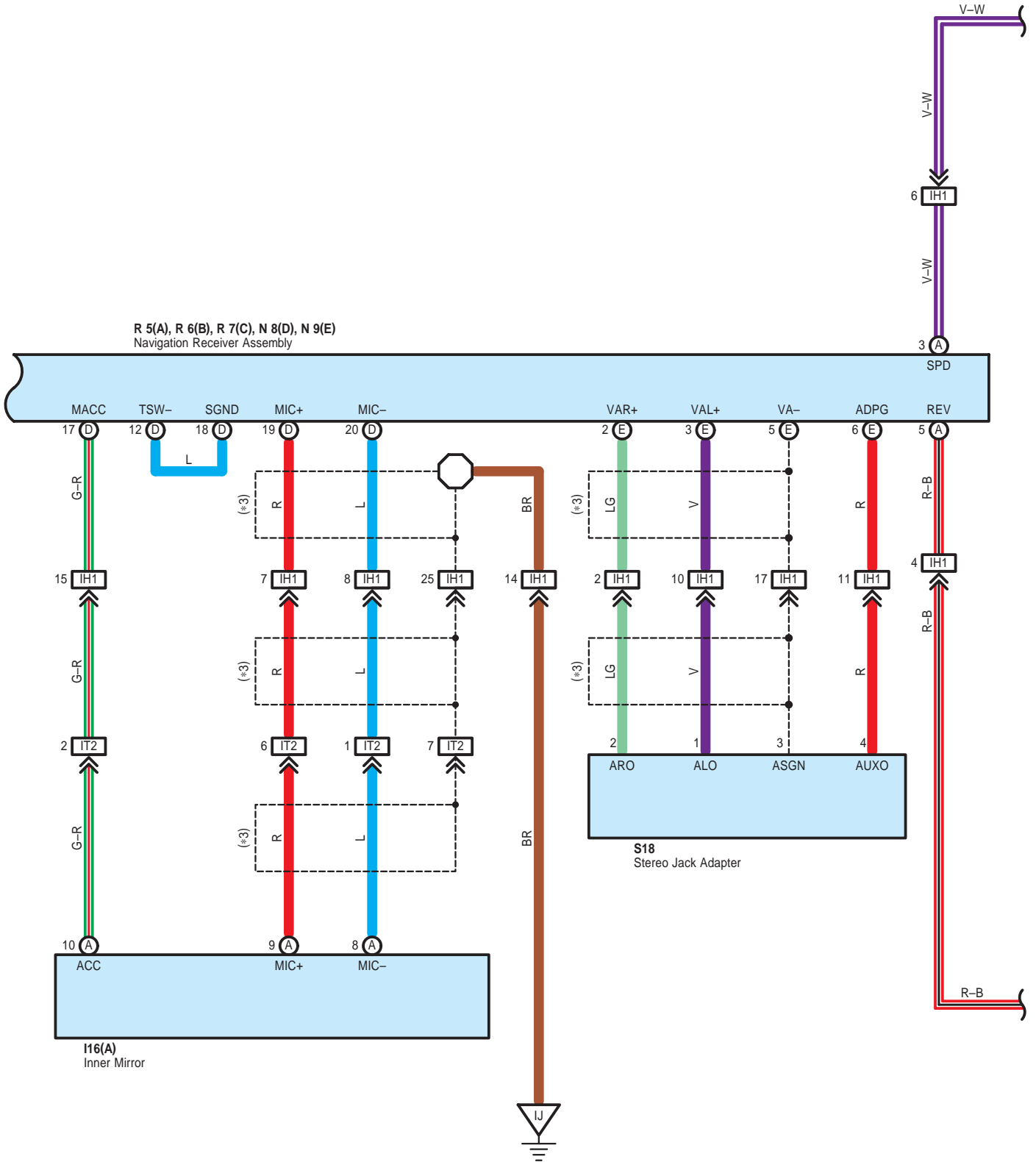
# Navigation and Audio System



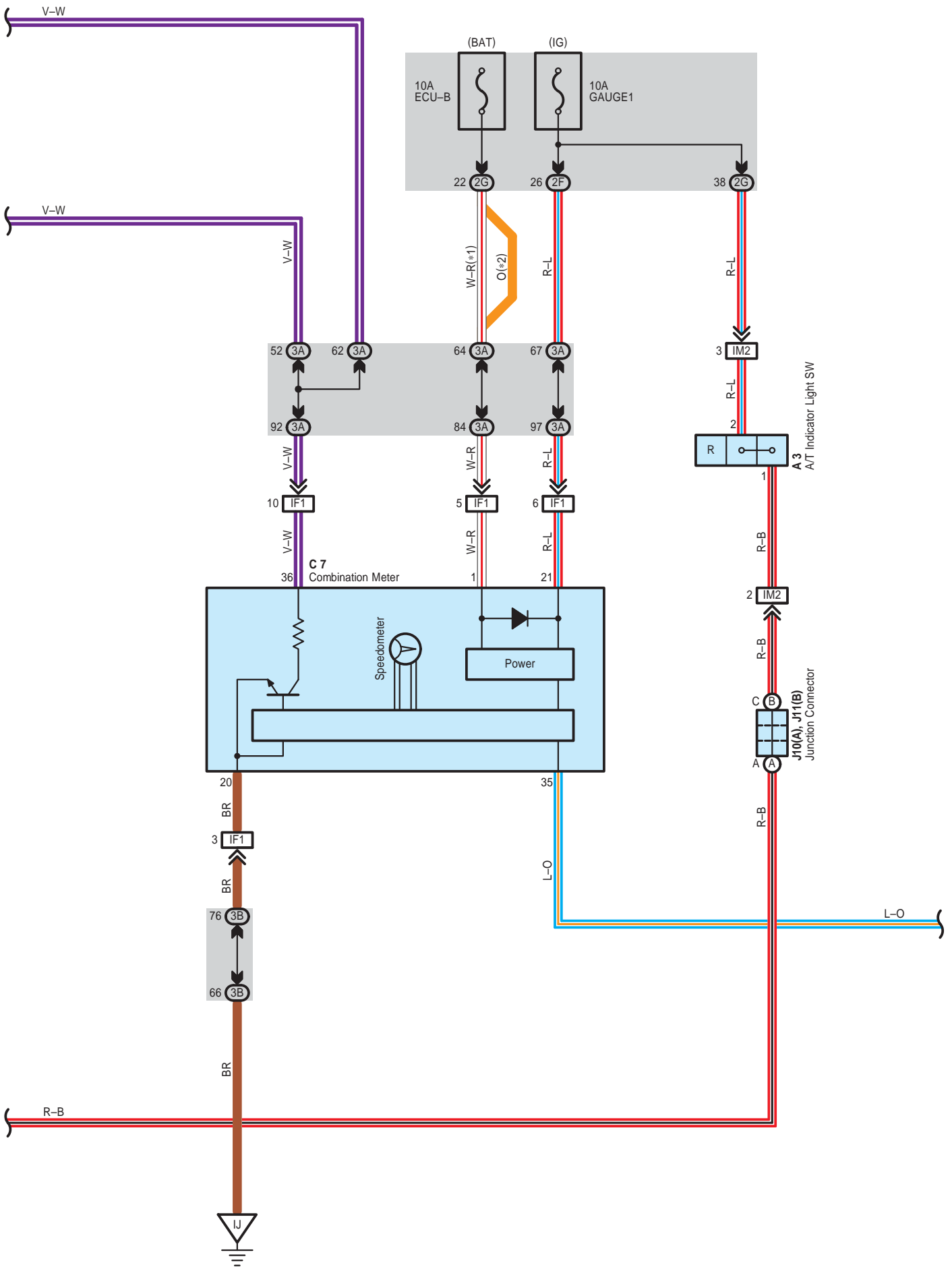
V-W

V-W

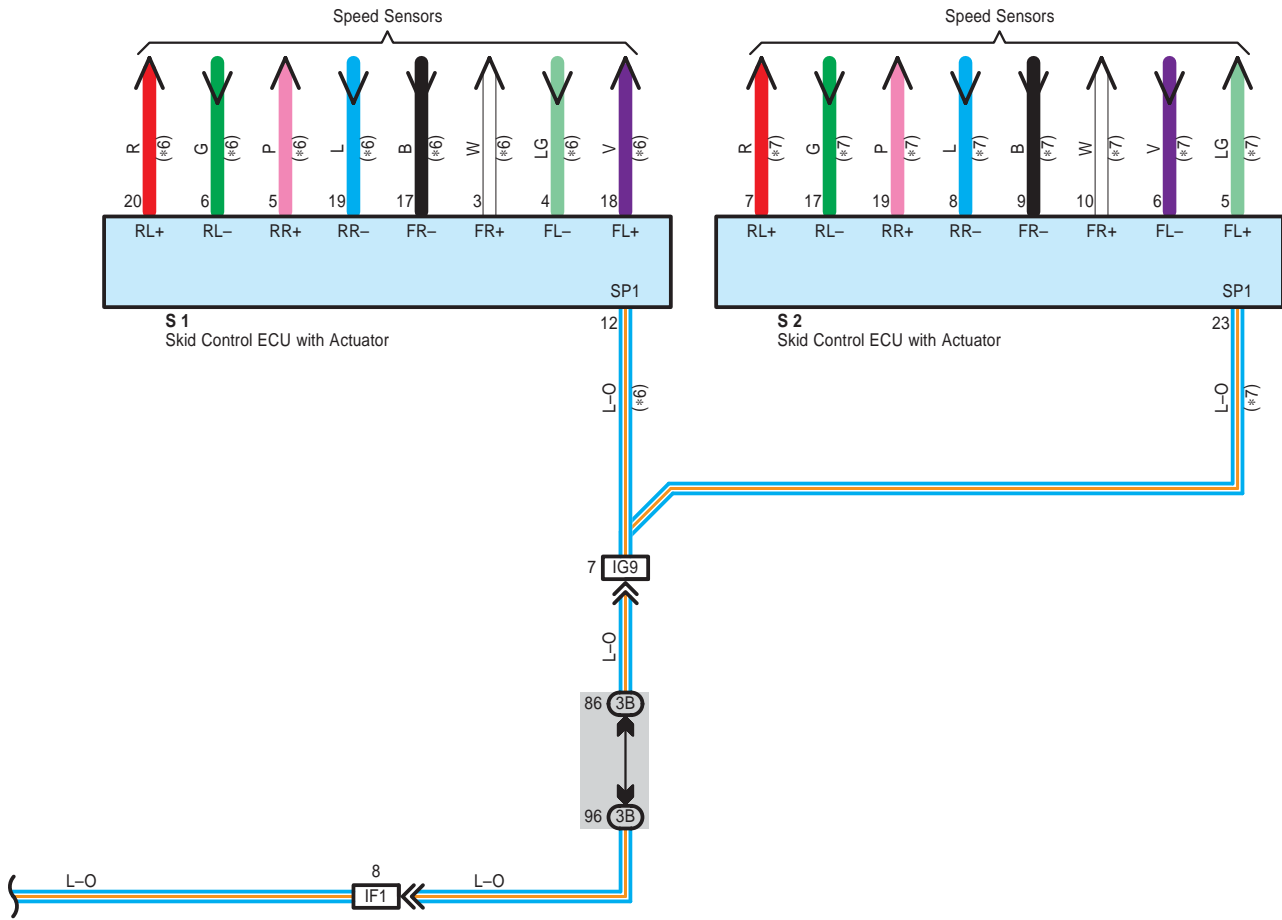
- \* 1 : C/P
- \* 2 : Convertible
- \* 3 : Shielded



# Navigation and Audio System



- \* 1 : C/P
- \* 2 : Convertible
- \* 6 : w/ VSC
- \* 7 : w/o VSC



# Navigation and Audio System

## System Outline

The navigation system displays the operating status and instructions for the radio and player. Additionally, the navigation system precisely measures the current vehicle position, displays the map obtained from the map database on the screen, and informs the route to the destination shown on the map using voice guidance.

## ○ : Parts Location

Code	See Page	Code	See Page	Code	See Page
A3	40 (3MZ-FE)	J11	B	45 (C/P)	R12   B   51 (*1)
	42 (2AZ-FE)			47 (*1)	S1   41 (3MZ-FE)
A30	48 (C/P)	N8	D	45 (C/P)	S2   41 (3MZ-FE)
	50 (*1)			47 (*1)	
C7	44 (C/P)	N9	E	45 (C/P)	S10   A   45 (C/P)
	46 (*1)			47 (*1)	
C10	44 (C/P)	P3		45 (C/P)	S11   B   45 (C/P)
	46 (*1)			47 (*1)	
C20	50 (*1)	R5	A	45 (C/P)	S18   45 (C/P)
F6	48 (C/P)			47 (*1)	
		50 (*1)	R6	B	45 (C/P)
F7	48 (C/P)	47 (*1)			47 (*1)
		50 (*1)	R7	C	45 (C/P)
I16	48 (C/P)	47 (*1)			47 (*1)
		50 (*1)	R11	A	49 (C/P)
J10	45 (C/P)	B			51 (*1)
		47 (*1)	R12	A	49 (C/P)

## ○ : Junction Block and Wire Harness Connector

Code	See Page	Junction Block and Wire Harness (Connector Location)
2F	30	Instrument Panel Wire and Driver Side J/B (Lower Finish Panel)
2G	31	
2K	30	
3A	36	Instrument Panel Wire and Passenger Side J/B (Instrument Panel Brace RH)
3B		

## □ : Connector Joining Wire Harness and Wire Harness

Code	See Page	Joining Wire Harness and Wire Harness (Connector Location)
IA1	56 (C/P)	Front Door LH Wire and Instrument Panel Wire (Left Kick Panel)
	58 (*1)	
IC2	58 (*1)	Instrument Panel Wire and Floor No.1 Wire (Left Kick Panel)
IF1	56 (C/P)	Instrument Panel Wire and Instrument Panel Wire (Instrument Panel Brace LH)
	58 (*1)	
IG9	56 (C/P)	Engine Room Main Wire and Instrument Panel Wire (Behind the Radio and Player)
	58 (*1)	
IH1	57 (C/P)	Instrument Panel No.2 Wire and Instrument Panel Wire (Behind the Radio and Player)
	59 (*1)	
IM2	57 (C/P)	Engine Wire and Instrument Panel Wire (Behind the Glove Box)
	59 (*1)	
IN2	57 (C/P)	Front Door RH Wire and Instrument Panel Wire (Right Kick Panel)
	59 (*1)	
IO2	57 (C/P)	Instrument Panel Wire and Floor No.2 Wire (Right Kick Panel)
IR1	59 (*1)	
IR2		
IT2	56 (C/P)	Instrument Panel Wire and Roof Wire (Inside of Front Left Pillar)
	58 (*1)	

\* 1 : Convertible



**: Ground Points**

Code	See Page	Ground Points Location
IJ	56 (C/P)	Instrument Panel Brace LH
	58 (*1)	
IL	56 (C/P)	Instrument Panel Brace RH
	58 (*1)	
BQ	61 (*1)	Under the Front Passenger's Seat
BX	61 (*1)	Under the Right Center Pillar

\* 1 : Convertible